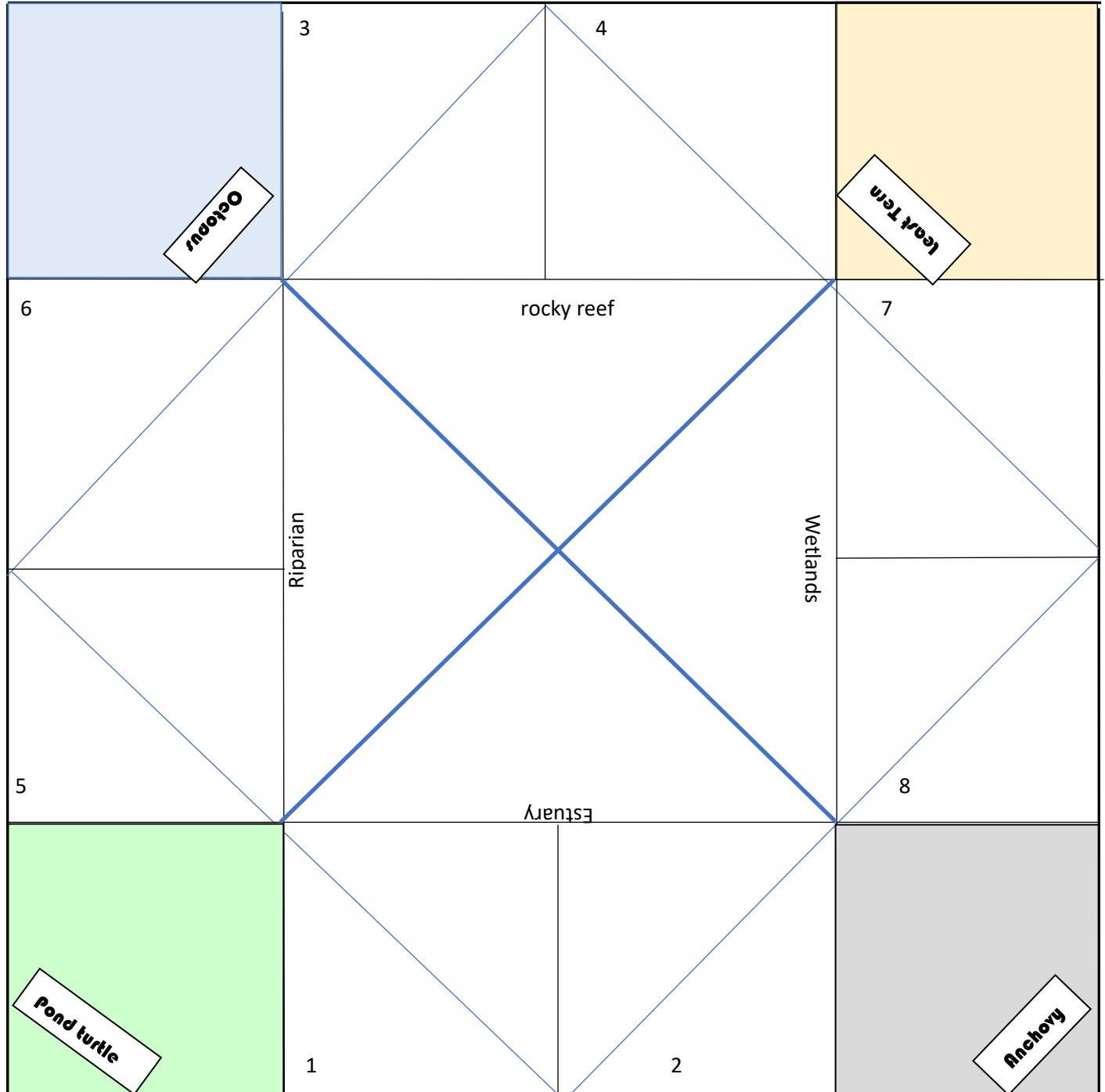


Upper Newport Bay Food Chain Fortune-Teller



1. Use the internet to research pictures of the animals, their prey, and their predators!
2. Draw each animal in the colored-in, corner squares.
3. In the four triangles with numbers 1-4, draw a **predator** associated with the corner square animal that it is closest to.
4. In the four triangles with numbers 5-8, draw a **prey** associated with the corner square animal that it is closest to.
5. In the center triangles draw the animal's habitat.
6. Cut out the big square and fold your Fortune-Teller! [Folding Instructions link:](#)

<https://www.youtube.com/watch?v=SAhillTxUYA>



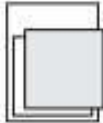
FORTUNE TELLER:

INSTRUCTIONS

- 1 Using scissors, cut out piece on solid lines.



- 2 Remove your fortune teller square.



- 3 Fold your square, printed side in, corner to corner to create a diagonal crease.



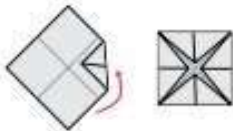
- 4 Repeat with opposite side.



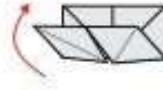
- 5 Turn your square over, then fold each of the four corners in so their points touch the center.



- 6 Turn your square back over. Again, fold each of the four corners in so their points touch the center.



- 7 Fold your square in half. Unfold and fold in half the other way.



- 8 Slide your thumbs and index fingers under the four flaps.



- 9 Pinch together to create the flower-like shape of your fortune teller.



10 PLAYING INSTRUCTIONS:

- After folding your fortune teller write friends' names on the inside flaps.
- To play, have a player choose a number between 1 and 10.
- Open and close the fortune teller counting out the number selected.
- The player then selects one of the names on the inside.
- Open the panel under the chosen name and reveal the matching movie character.
- Play again and again.